


# Guide for international students



**ÉSAD**  
**Orléans**

# Sommaire

**Welcome to ÉSAD Orléans** /p. 4  
**ÉSAD ORLÉANS AT A GLANCE** /p. 4  
**ORGANIZATION CHART** /p. 5  
**EQUIPMENT** /p. 6  
**COURSES ORGANIZATION** /p. 7  
**ENTRANCE REQUIREMENTS** /p. 8  
**ORGANIZATION OF STUDIES** /p. 10

**Administrative procedures** /p. 12  
**FRENCH HEALTH INSURANCE** /p. 12  
**ACADEMIC REGISTRATION** /p. 12  
**RESIDENCE PERMIT** /p. 12  
**HOME INSURANCE** /p. 12

**Daily life in Orléans** /p. 13  
**WELCOME DAYS** /p. 13  
**FUNDING YOUR STUDIES** /p. 13  
**FINDING A PLACE TO LIVE** /p. 14  
**EATING** /p. 14  
**GETTING TO AND AROUND ORLÉANS** /p. 16

**Cultural life in Orléans** /p. 21

**French pocket dictionary** /p. 22

**Check list** /p. 23

**5 essential steps on arrival in Orléans** /p. 24

**Useful phone numbers** /p. 25

**Paris metro map** /p. 26

**Orléans city center map** /p. 27

# Welcome to ÉSAD Orléans

## ÉSAD ORLÉANS AT A GLANCE

ÉSAD Orléans is a Public School of Art and Design in Higher Education accredited by the Ministry of Culture. It was founded in 1786.

In the heart of the city, ÉSAD Orléans is only one hour from Paris, and welcomes about 300 students who are educated and trained to become 2 or 3 dimensional designers and graduate in either 3 or 5 years. The first two years consist of foundation courses in drawing, graphic design, 3D, color techniques, photo, multimedia, general studies etc. At the end of the 1st year, the students decide about the future direction they want to take in design:

- **Visual / Graphic Design**: illustration, Print-making, video, animation, Photography, Multimedia, interaction design
- **Spatial / Product Design**: spatial design, product design, furniture design, interaction design

Our purpose is to educate and train professional designers, who are equally capable of working both autonomously and in teams, with the ability to respond and adapt to the demands of a rapidly changing society. A team of 55 teachers encourage students to find their own routes by merging traditional foundation studies and culture whilst being able to acquire and specialize in the new techniques. Teaching is delivered by members of staff who are all practitioners, whether they are Artists, Architects, Designers, Sociologists, Historians, Philosophers, and Scientists.

Teaching is mainly studio-based and in year 4, the academic syllabus is based on the "Arcs": Ateliers de Recherche et de Création:

"Workshops in Research and Creation". The students work mainly on self-initiated projects and can explore a personal and experimental approach thanks to a wide range of facilities including wood and metal workshops, model-making, photography, video, multimedia, silk screen-printing, printmaking, computer graphics, desktop publishing, digital design technologies, CAD/CAM and robotics.

ÉSAD Orléans has student exchange agreements in Europe or outside Europe (ERASMUS+, agreements with partners outside Europe, BCI). Students interested in studying at ÉSAD Orléans can apply for a semester or a whole year but only if the two Institutions have signed an exchange agreement.

[Discover ÉSAD Orléans video presentation](#)

## ORGANIZATION CHART

President:  
Béatrice BARRUEL  
Director:  
Jacqueline FEBVRE  
Administration manager:  
Patricia PUJOL  
External partnerships manager:  
Catherine BAZIN

### Student affairs office

Student office manager:  
Frédéric MARY  
Student office secretaries:  
Patricia LEROUX and Delphine DUPOUX

### International relations office

International relations manager:  
Julie QUESNEL  
International relations assistant:  
Doris GÉRAUD

## Coordinators

1<sup>st</sup> year – Catherine HOSPITEL  
2<sup>nd</sup> year - Visual/Graphic design:  
Nicolas TILLY  
2<sup>nd</sup> year – Spatial/Product design:  
Marie COMPAGNON  
3<sup>rd</sup> year - Visual/Graphic design:  
Panni DEMETER  
3<sup>rd</sup> year – Spatial/Product design:  
Joachim JIROU-NAJOU  
4<sup>th</sup> year - Visual/Graphic design:  
Caroline KASSIMO  
4<sup>th</sup> and 5<sup>th</sup> year – Spatial/Product design:  
Claire LE SAGE and Gunther LUDWIG  
5<sup>th</sup> year - Visual/Graphic design:  
Emmanuel CYRIAQUE



## EQUIPMENT

### Technical workshops

A design-oriented school must have the equipment linked to its ambitions, and ÉSAD Orléans, with the support of the City and its partners, has invested heavily recently in the equipment of technical workshops. From the first year, students are trained by initiation to a large number of workshops. They become familiar with equipment and safety requirements.

The Technical Workshops are the learning places where knowledge acquisition, experimentation and production intersect. Techniques and their uses are discussed in parallel with the culture and history of the supports.

The school now has more than 110 computers, large format printers and wood, metal, prototyping, engraving, model, computer graphics, 3D, photo, video, and multimedia code workshops.

### An auditorium

The ÉSAD Orléans also has an auditorium equipped for conferences and screenings.

### A library

ÉSAD Orléans students have access to more than 8000 reference works (artist monographs, catalogs of exhibitions, philosophy, aesthetics, etc.), 28 specialized magazines on graphic design, architecture, cultural news, as well as subscriptions to specialized databases.

### A gallery

The School Gallery hosts different open exhibition programs on contemporary art. It is also a place for student to exhibit their projects.

### Dedicated workspaces

Dedicated spaces allow each student to have an adapted workspace throughout the year in order to conceive and realize their personal projects. In addition, teaching rooms allow students to present their final assessments and take diplomas under professional conditions.

### Paper and pencil shop

A paper and pencil shop run by students is open everyday from 1 to 2 pm.



## COURSES ORGANIZATION

At ÉSAD Orléans, a 3 year program leads to the DNA (BA level) and a two year master' degree program leads to DNSEP (MA level) in two main fields: Visual/Graphic design, and Spatial/Product design

### GRAPHIC / VISUAL DESIGN

#### DNSEP

5<sup>th</sup> year  
Graphic / Visual design

4<sup>th</sup> year  
Graphic / Visual design

#### DNA

3<sup>rd</sup> year  
Graphic / Visual design

2<sup>nd</sup> year  
Graphic / Visual design

First year  
(Foundation courses)

### SPATIAL / PRODUCT DESIGN

#### DNSEP

5<sup>th</sup> year  
Spatial / Product design

4<sup>th</sup> year  
Spatial / Product design

#### DNA

3<sup>rd</sup> year  
Spatial / Product design

2<sup>nd</sup> year  
Spatial / Product design

#### MA level

300 ECTS

240 ECTS

#### BA level

180 ECTS

120 ECTS

## ENTRANCE REQUIREMENTS

### Application procedure for students under exchange programs

ÉSAD Orléans has student exchange agreements both in or outside Europe (ERASMUS+, agreements with partners outside Europe, BCI). Students interested in studying at ÉSAD Orléans can apply for a semester or a whole year but only if the two Institutions have signed an exchange agreement.

### How to apply?

First of all you must contact the International Office of your Home Institution. Each partner University has their own selection procedure and you can only submit your application if you have been selected by your Home Institution. Nominations can only be made by the Office of the International Relations of your Home Institution and not by yourself.

The nomination has to be sent to: [international@esad-orleans.fr](mailto:international@esad-orleans.fr) with the applicant's name, gender, field, year of studies and the student's email address.

Then your application must contain

- ◇ The ÉSAD application form completed and signed by your Institution
- ◇ A letter of intent
- ◇ A CV
- ◇ A portfolio (digital or paper)
- ◇ 1 passport photo

The application package must be sent to:  
ÉSAD Orléans International Office  
Julie QUESNEL  
14 rue Dupanloup 45000 Orléans France  
or to [international@esad-orleans.fr](mailto:international@esad-orleans.fr)

**Language Requirement:** Most courses are taught in French and the students are expected to be able to communicate in this language. However, even if it can't be considered as a rule, some teachers will communicate in English to make it easier for the foreign students.

French courses are offered at all levels.

A Design course in English is also offered every autumn term for international students.

**DEADLINES** for the upcoming academic year 2018-2019: May 15th 2018 for the Autumn semester 2018, and November 1st 2018 for the Spring semester 2019.

### Application procedure for degree-seeking students

Admission to first year by entrance examination.

Candidates must have baccalauréat or equivalent, or must be in final year of high school (in which case admission will depend on successful completion of a baccalauréat / A levels after passing the entrance examination.)

### Entrance examination:

1st step: registration online from January 20th to March 20th on [ÉSAD Orléans website](http://esad-orleans.fr)

2nd step: Eligibility test

Written examination online on [ÉSAD Orléans website](http://esad-orleans.fr) from April 3rd. To be sent back on April 8th at the latest.

3rd step: Final entrance tests

Written test (general knowledge, English, artistic expression) and interview with a general knowledge and art panel, on April 18th and 19th at ÉSAD Orléans.

Fees: 720 euros for 2017/2018 academic year (445 euros for scholarship students).

### Admission by entrance commission or equivalence:

Open to any candidates holding a higher education degree or to students currently studying art.

1st commission: February 20th 2018 - registration from January 8th to February 9th

2nd commission: June 25th 2018 - registration from May 2nd to June 11th

3rd commission in September

Candidates living outside Europe can only apply through the 1st commission.

Documents must be sent to ÉSAD Orléans:

- ◇ **Registration document signed**
- ◇ A letter of intent
- ◇ Copies of your diploma translated into French by a sworn translator
- ◇ Copy of the last two transcripts of records
- ◇ Copy of passport
- ◇ 35 euros deposit to 'Trésorier municipal'
- ◇ B2 level TCF certificate



## ORGANIZATION OF STUDIES

### Academic calendar

#### 1<sup>st</sup> semester:

Mid September – End of January

#### 2<sup>nd</sup> semester:

Beginning of February – End of May

### School holidays 2017-2018

All Saints' holidays	October 30 <sup>th</sup> to November 5 <sup>th</sup>
Christmas holidays	December 23 <sup>rd</sup> to January 8 <sup>th</sup>
Winter Holiday	February 24 <sup>th</sup> to March 4 <sup>th</sup>
Easter Holiday	April 21 <sup>st</sup> to 29 <sup>th</sup>

### Public holidays 2017-2018

November 1 <sup>st</sup>	All Saints' Day
November 11 <sup>th</sup>	Armistice Day
December 25 <sup>th</sup>	Christmas Day
January 1 <sup>st</sup>	New Year's Day
April 1 <sup>st</sup>	Easter Monday
May 1 <sup>st</sup>	Labor Day
May 8 <sup>th</sup>	VE-Day
May 25 <sup>th</sup>	Ascension Day
June 5 <sup>th</sup>	WhitMonday
July 14 <sup>th</sup>	National Day
August 15 <sup>th</sup>	Assumption Day

### Academic offer

#### Course catalogue for international students

#### French support courses

Twice a week international students who want to improve their skills in French language can join a French support course at ÉSAD Orléans (2 ECTS).



# Administrative procedures

## FRENCH HEALTH INSURANCE

The social security insurance is compulsory for all students:

### Students from European countries

If you come from EU member state, upon arrival you must be able to provide the European health insurance card (applied for prior to leaving your home country), which will allow you to join the French social security scheme. This card means you get support for necessary medical care during your stay in any EU member country. It is free and personal bearing your name and, valid for one year.

### Students from non-European countries

As a foreign student and citizen of a State outside the EU, it's compulsory to subscribe to French European health insurance (to be paid directly the day you enroll in ÉSAD Orléans.)

For the academic year 2017/2018, the amount of the contribution to the student Social Security was 215€ and you cannot be exempted from it even if you are affiliated to a foreign public insurance or a French or foreign private insurance.

Your membership to the student Social Security will be valid from September 1<sup>st</sup> and until August 30<sup>th</sup> of the next year.

During this period, your membership to the student Social Security allows you to get refunded for the health care you may receive.

The Social Security reimburses from 35 to 70% of the amount of medical expenses. That is why it is strongly recommended to get additional insurance for the expenses not covered by the Social Security ("mutuelle").

Student health insurance services in Centre-Val de Loire are [SMECO](#) and [LMDE](#).

A medical repatriation insurance is also strongly recommended (to take out in your home country).

### Students from Québec

If you are from Québec, you must complete the 'SE401/Q102 A' forms in order to be exempted from membership to the French social security.

## ACADEMIC REGISTRATION

To register at ÉSAD Orléans, you will need to present the following documents:

- ◇ 1 passport photo
- ◇ Passport with stamp and visa
- ◇ Health insurance
- ◇ Civil liability insurance (to get in France while opening a bank account for example)

## RESIDENCE PERMIT

For extra European students, international staff members will help you compile your file for the OFII (French Office of Immigration and Integration).

Please do not forget to provide:

- ◇ The form «demande d'attestation OFII» filled out and signed
- ◇ A copy of your passport, of your visa, and of the stamp with the date of your entrance in France
- ◇ One photo
- ◇ Your housing certificate

You will need a tax stamp available on internet ([www.timbresofii.fr](http://www.timbresofii.fr)) or at tobacco stores everywhere.

## HOME INSURANCE

In France, the home insurance is compulsory and must be given to the student hall administration office or to your landlord. You can subscribe to one while opening a bank account in France for example.

# Daily life in Orléans

## WELCOME DAYS

Every year, the international relations staff members gather to welcome incoming exchange students.

In order to make your stay in Orléans a successful one, you will be guided and assisted from the moment of your arrival until your return to your home university:

- ◇ Individual welcome at the station by your buddy
- ◇ Assistance with administrative procedures
- ◇ Welcome days
- ◇ JANE (welcome party for new students organized by the City)
- ◇ Visits to exhibitions and museums

## FUNDING YOUR STUDIES

### Average budget

Living costs and spending habits will differ depending on your individual expectations and needs, and on where you live. Below is a list of possible future expenses you may face:

**Accommodation:** from 350 € (student hall) to 450 € per month (private housing)

**Daily expenses (food, medical care, transport etc.):** 200 to 250 € per month

The approximate prices of some basic items are listed below:

- ◇ Tram ticket: 1.50 €
- ◇ Lunch at university restaurant: 3,50 €
- ◇ Coffee: 1.5 €
- ◇ Cinema ticket: 7 € with student ID
- ◇ Baguette: 1 €
- ◇ Health insurance for non EU student: 215 €/year
- ◇ Complementary health insurance: 10 to 20 €/month

### Opening a bank account

It is recommended to open a bank account. Various financial aids (CAF) and reimbursements of medical expenses, as well as the refund of your housing deposit at the end of your stay, will be transferred to your French bank account.

You can also subscribe to home insurance as well as a civil liability insurance when opening your bank account.

You should ask your bank in your home country if they collaborate with any particular bank network in France, as this may make money transfers or opening a bank account (sometimes even before your arrival) easier.

The RIB (Relevé d'Identité Bancaire – Bank Account Identification document), provided to you by the bank, is often required for payment and withdrawals from your bank account (payment of bills, etc...)

## FINDING A PLACE TO LIVE

### In a student hall

As an **exchange student** selected to study at ÉSAD Orléans, you can book a room in a student hall through the school.

Students interested in this type of housing must notify **Ms. Doris Géraud** once you have received the admission letter. **Places are limited.** Rooms will be allocated on a «first come, first served basis».

Each studio (around 20m<sup>2</sup>) is equipped with internet, a bathroom and basic kitchen, and costs around 350 to 400 €/month.

To ensure your reservation, you'll have to pay by bank transfer before your arrival:

- ◇ a 220 € or 390 € deposit
- ◇ 3 months' rent

A copy of your payment will have to be e-mailed to **Doris Géraud** as soon as possible.

**Individual student' requests (non-exchange students)** for housing in student hall of residence can only be made online between January 15 and April 30.  
**Find out more info on this link.**

### Private accommodation

You can find some links below to rent accommodation from individual owners, private student halls or real estate agents.

- ◇ [www.adele.org](http://www.adele.org)
- ◇ [www.leboncoin.fr](http://www.leboncoin.fr)
- ◇ [www.seloger.com](http://www.seloger.com)

Rent from 350€ to 400€ per month for a 25m<sup>2</sup> studio.

### Flat sharing

You can find some links below for flat sharing and finding roommates

- ◇ [www.appartager.com](http://www.appartager.com)
- ◇ [www.leboncoin.fr/colocations/offres/centre/loiret/](http://www.leboncoin.fr/colocations/offres/centre/loiret/)
- ◇ [www.lacartedescolocs.fr/](http://www.lacartedescolocs.fr/)

### CAF (Housing Aid)

Foreign students staying in France for over 3 months may benefit from the A.P.L (Student housing allowance).

Find out more information on these links:  
[www.caf.fr](http://www.caf.fr)

- ◇ [Student housing aid for student renting private-market accommodations](#)
- ◇ [Student housing aid for students in Crous-run accommodations](#)
- ◇ [Student housing aid for students in non-Crous-run student residences](#)

## EATING

### University Restaurants

One **university restaurant** (Restaurants Universitaires or "RU") is located downtown. You can eat there with your student card for 3,25 €.

Open from 11.30 to 13.30 from Monday to Friday.

### Supermarkets


Several supermarkets can be found close to the school

- Carrefour (Place d'Arc)
- Franprix (Place du Martroi)
- Casino (Rue Jeanne d'Arc)

### Markets

Here is a list of food markets in Orléans:

- Wednesday (15.30 to 19.30) - Place de la République
- Saturday (07.30 to 12.30) – Quai du Roi
- Sunday (8.00 to 12.30) – Marché Madeleine, allée Pierre Chevalier
- From Tuesday to Saturday – 08.00 to 19.30 – Les halles Chatelet





## GETTING TO AND AROUND ORLÉANS

### How to reach Orléans

#### 1- By airport shuttles from Paris airports to Orléans:

You can travel from Orly airport or Roissy Charles de Gaulle to Orléans by airport shuttle. Lots of private companies in Orléans offer this door to door service (individual shuttle or shared shuttle).

Reservations must be made in advance and can be done through the internet.

You can contact:

- ◇ Routair: [www.routair.fr/orleans](http://www.routair.fr/orleans)
- ◇ Transpers: [www.transpers.fr/navettes-aeroport/6-navette-aeroport-orleans](http://www.transpers.fr/navettes-aeroport/6-navette-aeroport-orleans)
- ◇ Air Evasion: [www.airevasion-orleans.fr/](http://www.airevasion-orleans.fr/)

Fare: between 50 to 75€/person for a shared shuttle.



#### 2- By public transports from Paris airports to Austerlitz Train station

##### ◇ From Orly airport to Paris Austerlitz train station

Option 1: Take the 'Go C Paris' shuttle bus (bus stop in Orly South gate C, stop 5; in Orly West, gate C, stop 7). Get off at 'Pont de Rungis' and take the RER C (train NORA or GOTA heading to 'Pontoise' or 'Montigny Beauchamp'. Get off at "Gare d'Austerlitz".  
Fare: 6,25 €

More info on: [www.parisaeroport.fr/en/passengers/access/paris-orly/public-transport](http://www.parisaeroport.fr/en/passengers/access/paris-orly/public-transport)

Option 2: Take a low cost bus from Paris to Orléans.  
Fare: 5 to 30 €

Option 3: Take an official taxi to "Gare d'Austerlitz" (fixed price: 30 euros)  
- Orly South, exit gate L  
- Orly West, exit gate B (arrival hall)

More info on: [www.parisaeroport.fr/en/passengers/access/paris-orly/taxi/taxi](http://www.parisaeroport.fr/en/passengers/access/paris-orly/taxi/taxi)

##### ◇ From Roissy Charles de Gaulle airport to Paris Austerlitz train station

Option 1: At the airport, follow the "Paris by train" signs. Take the RER B and get off at "Saint Michel Station". Then take RER C heading to Massy Palaiseau, Versailles or Saint Martin d'Etampes' and get off at the next station (Gare d'Austerlitz).  
Fare: 9,75 €

More info on: [www.parisaeroport.fr/en/passengers/access/paris-charles-de-gaulle/public-transport](http://www.parisaeroport.fr/en/passengers/access/paris-charles-de-gaulle/public-transport)

Option 2: Take the "Bus direct", line 4 and get off at "Gare de Lyon"  
Stops for Le Bus Direct at Paris-Charles de Gaulle:

- ◇ CDG Terminal 1 : level Arrivals gate 32
- ◇ CDG Terminal 2A-2C : gate C10
- ◇ CDG Terminal 2B-2D : gate D14
- ◇ CDG Terminal 2E-2F : gate E8 or F

Cross the Seine river to reach Gare d'Austerlitz (10 min walk)

Fare: 17 €

More info on: [www.parisaeroport.fr/passagers/acces/paris-charles-de-gaulle/transports-en-commun/le-bus-direct-ligne-4](http://www.parisaeroport.fr/passagers/acces/paris-charles-de-gaulle/transports-en-commun/le-bus-direct-ligne-4)

Option 3: Take a low cost bus from Paris Charles de Gaulle to Orléans  
Fare: 5 to 30 €

Option 4: Take an official taxi to "Gare d'Austerlitz"

To leave the airport, you will find taxis at the exit to the baggage reclaim area of your arrival terminal: Terminal 1: exit 24 on the arrivals level; Terminal 2A: exit 6; Terminal 2C: exit 14; Terminal 2D: exit 7; Terminal 2E: gate 10 on the arrivals level; Terminal 2F: gate 11 on the arrivals level; Terminal 3: exit of the arrivals hall; Terminal 2G: blue gate  
Fare: 55 €

More info on: [www.parisaeroport.fr/en/passengers/access/paris-charles-de-gaulle/taxi/paris-cdg-taxi](http://www.parisaeroport.fr/en/passengers/access/paris-charles-de-gaulle/taxi/paris-cdg-taxi)

##### ◇ From Beauvais airport to Paris Austerlitz train station

Take the **shuttle** to reach Paris (1h30 - 17 €) which will drop you off at Porte Maillot. Then take the subway line 1, heading to "chateau de Vincennes" and get off at Gare de Lyon. Cross the Seine to reach Gare d'Austerlitz (10 mn walk).

## TRANSPORTS FROM PARIS TO ORLÉANS

Take the train at Gare d'Austerlitz. It is a one hour journey to Orléans and the trains run almost every hour between 6a.m and 12pm on weekdays; fewer trains run on Sundays.

A single ticket costs about 20€. A return ticket costs twice as much as a single ticket and won't give you any special reduction.

You are entitled to a student' discount with the **18-27 rail card** (up to 50% discount).

You can buy your ticket any time from the station or on line:  
[www.voyages-sncf.fr](http://www.voyages-sncf.fr).

### CAUTION:

- ◇ Before getting on the train, validate (composter) your ticket in the punch machines (yellow ones) which are located at the entrance to the platforms. Not validating your ticket in France is a violation of the law and you might get a fine which will cost you twice as much as the ticket.
- ◇ Make sure you get off at the right station. There are 2 stations in Orléans: "la gare des Aubrais", north of Orléans and "la gare d'Orléans" in the center of town. Every train stops at les "Aubrais" and only a few trains continue on to Orléans. Most of the time, you will have to get off at 'les Aubrais" and take the tramway to reach Orléans: a 5-minute journey to Orléans station which is quite close to the school.

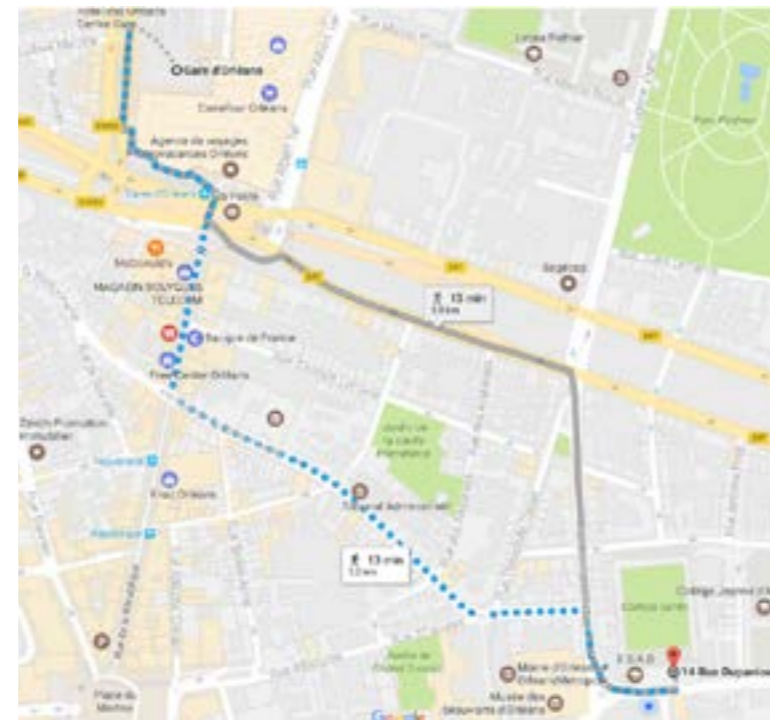
If you take the tramway to Orléans, it means buying another ticket (you can buy a single ticket from a machine before getting on the tramway and pay with your credit card).

## FROM ORLÉANS TRAIN STATION TO ÉSAD ORLÉANS

ÉSAD Orléans is located in the very center of town, opposite the museum of Fine Arts (musée des Beaux Arts) and the cathedral, not far from the town hall 'the Mairie'.

It's a 13-minute walk from Orléans train station.

Your route plan on foot:



### Public transport in Orléans

Orléans has an urban transport (bus and tram) network allowing its inhabitants to move easily.

[www.reseau-tao.fr](http://www.reseau-tao.fr)

A tram/bus ticket costs 1,50 €

Students can benefit from a monthly pass at preferential rates: 30,60 €

To be valid, the tickets must be stamped every time you get on a bus or tram.

### Bikes:

Rental bikes are available from cycle parks, 7 days a week, 24 hours for 15 €/year.

The first 30 minutes are free and then you pay depending on how long you ride.  
[www.agglo-veloplus.fr](http://www.agglo-veloplus.fr)

### Travel outside the city

Train:

The "18 – 27" discount card offers you 25 to 60% discounts on all train tickets. The card is valid 1 year and costs 50€.  
[www.voyages-sncf.com](http://www.voyages-sncf.com)

To buy your discount card:

- ◇ Go to the train station desk
- ◇ Provide your ID and housing proof
- ◇ Give a recent ID photo

Long distance Bus lines:

You can also travel in France or Europe by bus. Check the best fares on  
[www.comparabus.com/en/](http://www.comparabus.com/en/)

Blablacar:

BlaBlaCar is the world's leading long distance carpooling service, connecting drivers with empty seats to people travelling the same way.

[www.blablacar.fr](http://www.blablacar.fr)



# Cultural life in Orléans



Find out about the cultural events on '[On Sort'](#) website

[information center website](#) and watch the [Orléans time-lapse](#).

Have a look at some of the cultural institutions' websites:

Around Orléans :  
Discover the beauty of the Loire Valley Castles. Chambord, Chenonceau, Cheverny. Find out more info on [Centre-Val de Loire tourist information center website](#).

## Theater, dance, music

- ◇ [Théâtre d'Orléans](#)
- ◇ [Centre chorégraphique national d'Orléans](#)
- ◇ [Centre dramatique national d'Orléans](#)
- ◇ [Le Bouillon, centre culturel de l'université](#)
- ◇ [Le 108](#)
- ◇ [L'Astrolabe](#)

## Museums, art galleries

- ◇ [FRAC \(Regional Contemporary Art Fund\)](#)
- ◇ [Musée des beaux-arts \(fine arts museum\)](#)
- ◇ [Collégiale Saint Pierre le Puellier](#)
- ◇ [Le pays où le ciel est toujours bleu](#)

## Cinema

- There are two cinemas downtown:
- ◇ Pathé Orléans – 45 rue des Halles
  - ◇ Cinéma les carmes – 7 rue des Carmes

## Nightlife

Rue de Bourgogne is Orléans' most popular street for nightlife. You will find plenty of restaurants and bars there.

## Cultural visits

In Orléans:  
Orléans is rich in history and culture. Monuments such as Sainte-Croix Cathedral, Hotel Groslot (the old city hall), the House of Jeanne d'Arc and the old quarter (Bourgogne Street and streets around it) are great to visit. The river banks of Loire and Loiret, as well as Parc Floral (Botanical Park), the Forest of Orléans and the Charbonnière domain are perfect for nature getaways. Find out more info on the [City tourist](#)

## French pocket dictionary

Bonjour – Good morning / good afternoon

Bonsoir – Good evening

Enchanté – Nice to meet you

Comment allez-vous? – How are you?

Je vais bien merci – I am fine thank you

Au Revoir – Goodbye

À bientôt – See you soon

S'il-vous-plait – Please

Désolé – Sorry

Parlez-vous anglais? – Do you speak English?

Oui – Yes

Non – No

Où est l'ÉSAD? – Where is ÉSAD?

Je comprends – I understand

Je ne comprends pas – I don't understand

Je suis perdu – I am lost

Je voudrais... – I'd like

Combien ça coûte? – How much is it?

Quelle heure est-il? – What time is it?

Centre-ville – Downtown

Arrêt de bus / de tram – Bus / tram stop

Petit-déjeuner – Breakfast

Déjeuner – Lunch

Dîner – Dinner

Eau – Water

Gare – Train station

Départ – Departure

Arrivée – Arrival

À Droite – On the right

À Gauche – On the left

Distributeur – ATM / cash dispenser

Commissariat – Police station

La Poste – Post office

La Mairie – Townhall

Résidence Universitaire – Student residence hall

Restaurant universitaire "RU" – University restaurant

Toilettes – Restroom

Aujourd'hui – Today

Hier – Yesterday

Demain – Tomorrow

Carte d'étudiant – Student ID

Design Visuel / Graphique – Visual / Graphic design

Design Objet / Espace – Spatial / Product design

Ateliers – Workshops

Bibliothèque – Library

ARC – Workshop in research and creation

Bilan – Final assessment

Projet – Project

Coordinateur – Coordinator

## Check list

I have a valid passport and identity card

I have a visa (if needed)

I have my European health card (for EU students)

I have submitted all documents required for application listed on the website

I have booked my accommodation through the school or individually

I joined the [ÉSAD Facebook page](#) to check the latest school activities and projects

I got in touch with my buddy, with [ÉSAD student union](#) (BDE) as well as with [Erasmus Student Network](#) (ESN) group in Orléans

## 5 essential steps on arrival in Orléans

- ◇ Getting in touch with your buddy
- ◇ Settling into your accommodation
- ◇ Meeting the International relations staff members
- ◇ Meeting your coordinator
- ◇ Validating your long term visa if needed, purchasing health insurance, opening a bank account etc.

## Useful phone numbers

Fire emergency: 18  
Police: 17  
Emergency medical service: 15  
European emergency call number: 112  
ÉSAD: 02 38 79 24 67



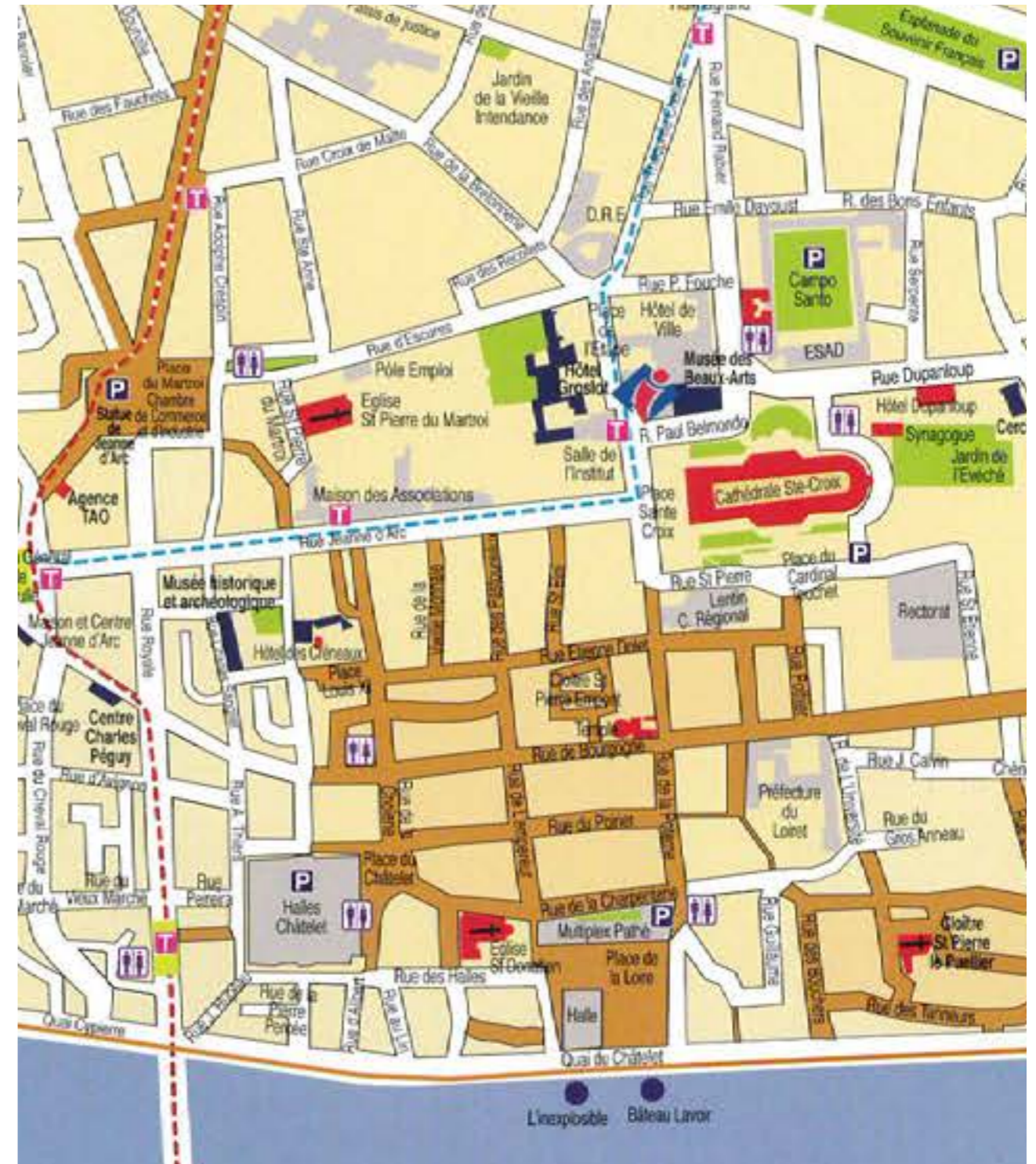
See you soon in Orléans!  
À bientôt à Orléans!

[www.esad-orleans.fr](http://www.esad-orleans.fr)

# Paris metro map



# Orléans city center map



## CONTACTS

Julie Quesnel  
International relations manager

Doris Géraud  
International relations assistant

[international@esad-orleans.fr](mailto:international@esad-orleans.fr)

ÉSAD Orléans  
14 rue Dupanloup  
45000 Orléans  
+33 2 38 79 24 67  
[www.esad-orleans.fr](http://www.esad-orleans.fr)



ORLÉANS  
MÉTROPOLÉ



Loiret  
votre Département



This project has been funded with support from the European Commission.  
This publication reflects the views only of the author, and the Commission cannot be held responsible for any use which may be made of the information contained therein.